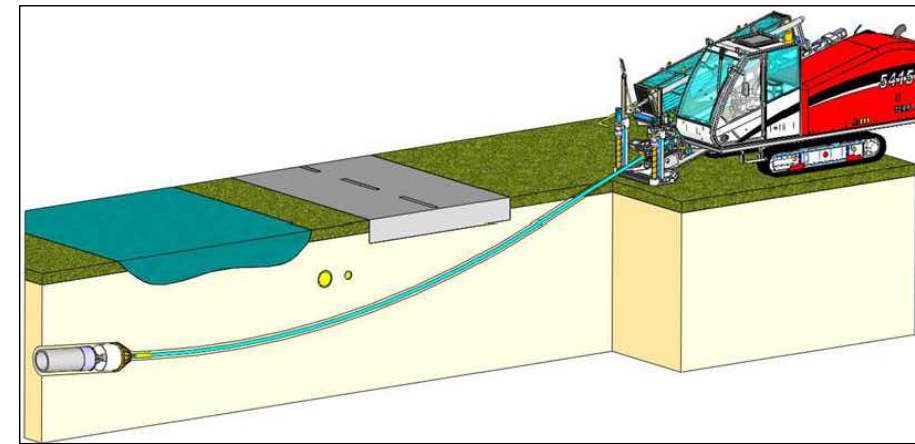
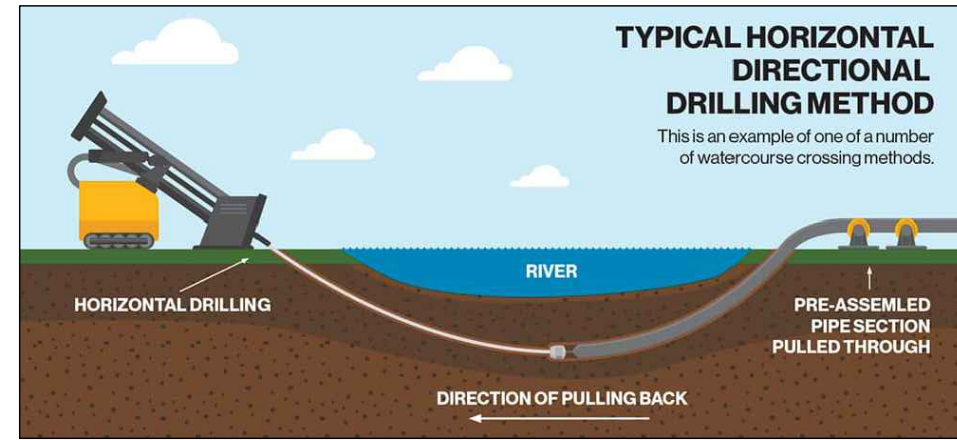


TYPICAL HORIZONTAL DIRECTIONAL DRILLING METHOD PLAN
Scale 1:500



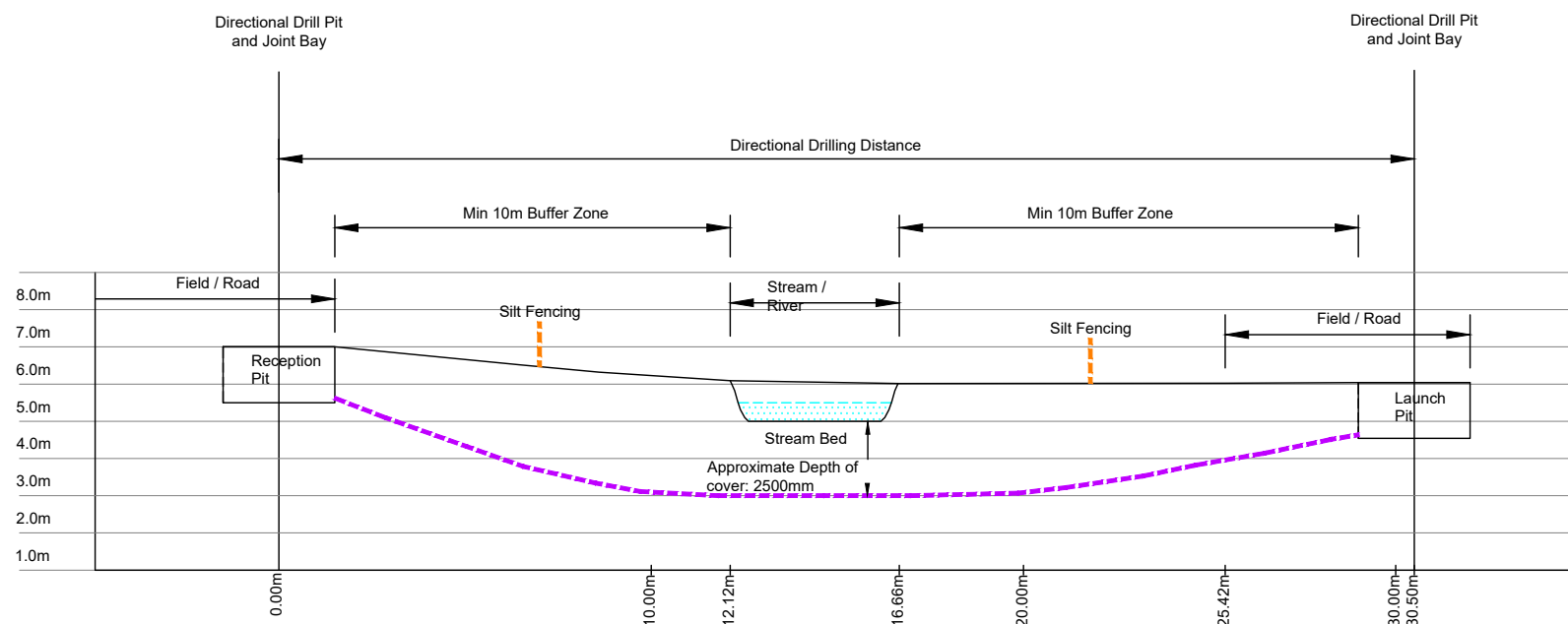
HDD HORIZONTAL DIRECTIONAL DRILLING

- NOTES:
- 1 FIGURED DIMENSIONS ONLY TO BE TAKEN FROM THIS DRAWING.
 - 2 ALL DRAWINGS TO BE CHECKED BY THE CONTRACTOR ON SITE.
 - 3 ENGINEER TO BE INFORMED OF ANY DISCREPANCIES BEFORE ANY WORK COMMENCES.
 - 4 THIS DRAWING TO BE READ IN CONJUNCTION WITH ALL OTHER RELEVANT DRAWINGS AND SPECIFICATIONS.

THIS DRAWING IS NOT TO BE USED AS A CONSTRUCTION DRAWING.

rev.	modifications	D	C	A

P:\Jod-Jobs\6289 Tirawley WF\700 Drawings\703 Planning\200 - Drawings\6289-PL-205 Directional Drilling Details.dwg



TYPICAL HORIZONTAL DIRECTIONAL DRILLING METHOD SECTION
Scale 1:200

Client				
CONSTANT ENERGY LTD				
Project				
TIRAWLEY WIND FARM CO. MAYO				
Stage				
PLANNING				
Title				
WATERCOURSE CROSSING DIRECTIONAL DRILLING DETAILS				
Scales				
AS NOTED @ A3				
Surveyed	Prepared	Checked	Approved	Date
JOD	JB	MG / DT	DK	APRIL 2026



© COPYRIGHT OF
JENNINGS O'DONOVAN AND PARTNERS LIMITED
FINISKLIN Tel (+353) 719 161 416
SLIGO Email. info@jodireland.com
IRELAND www.jodireland.com

@JOD_Sligo Jennings O'Donovan & Partners Jennings O'Donovan

Job No.	Drawing no.	Revision
6289	PL-205	0